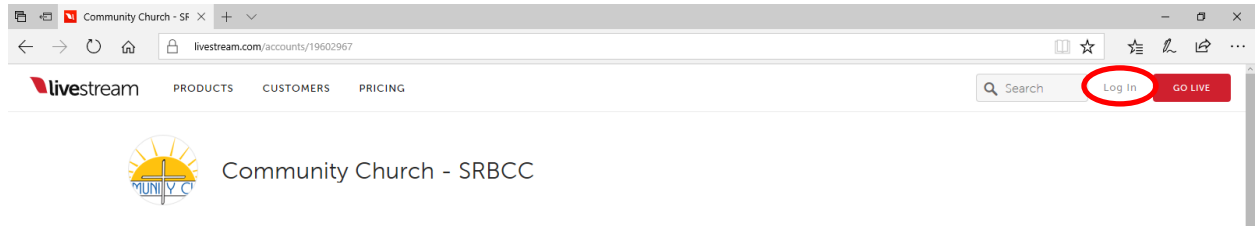
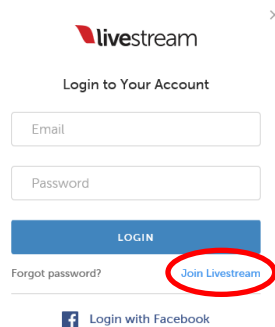


How to Access the Community Church LiveStream


1. Go to the webpage: live.srbcc.com
2. Look for the “Log In” button located at the top right and click it.



3. A smaller window pops up. Look for the “Join Livestream” link near the bottom.



4. Input your email and click “Sign Up.” If you already have a Facebook Account, you may click “Login with Facebook” and use your Facebook sign-in information.



5. Check your email for a link to confirm your sign up. You will be prompted to create a unique password for access.
6. You're all set! Login to livestream using your email and password at live.srbcc.com. Services are broadcast live at the times posted in the event (e.g., Sunday Services 10am Central Time). Bear in mind, livestream events archive for 30 days. After that time, you may watch special archived services at www.vimeo.com/srbcc (no login required for archived service viewing).
7. Thanks for watching us! If you have any questions, please contact Pastor Scooter at assocpastor@srbcc.com or call the church office at 850-267-2599.